

ONSTAGE 4 BUSINESS

TUTORIAL


LOGGING IN FOR THE FIRST TIME

Fontys University of Applied Sciences works with OnStage 4 Business, an easy-to-use central platform within Fontys where companies can offer and manage internship and graduation projects themselves. On this platform, your company can offer an assignment focused on a specific discipline and also profile itself as an organisation.

Haven't set up access yet? Register now!

New user, work placement company already registered with Fontys


In this case, please get in touch with your contact at Fontys and ask for an **invitation link** for OnStage 4 Business. Use a personal email address at your organisation.




New user, new work placement company for Fontys

Go to: onstage4business.xebic.com. Follow these instructions:

1 Register



2 Select login method



3 Create a new account

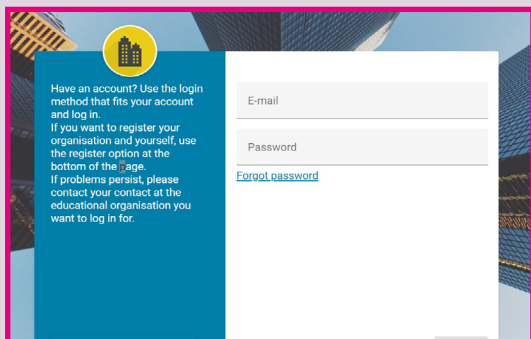
4 Verify with email code

5 Email address confirmed

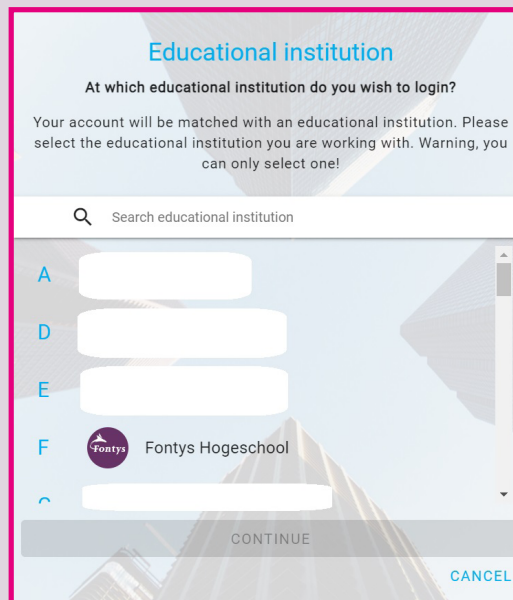
Log in and complete account

After registering, add your organisation information to complete your account.
Follow these instructions:

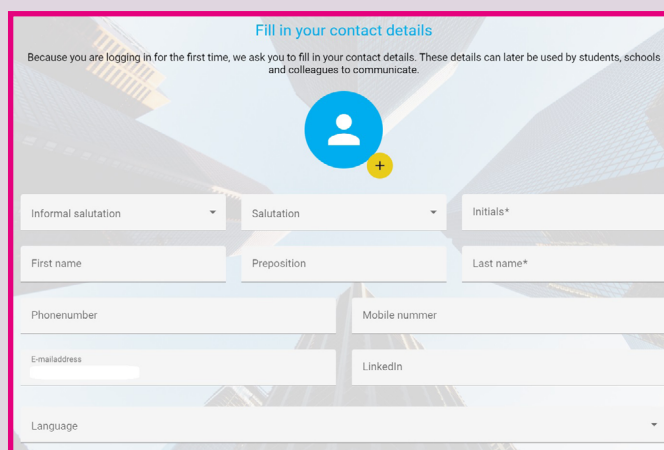
1 Log in with your new account



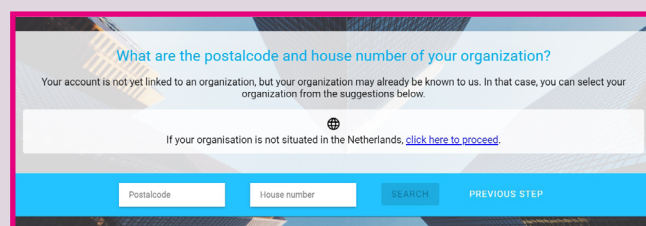
2 Select your educational institution



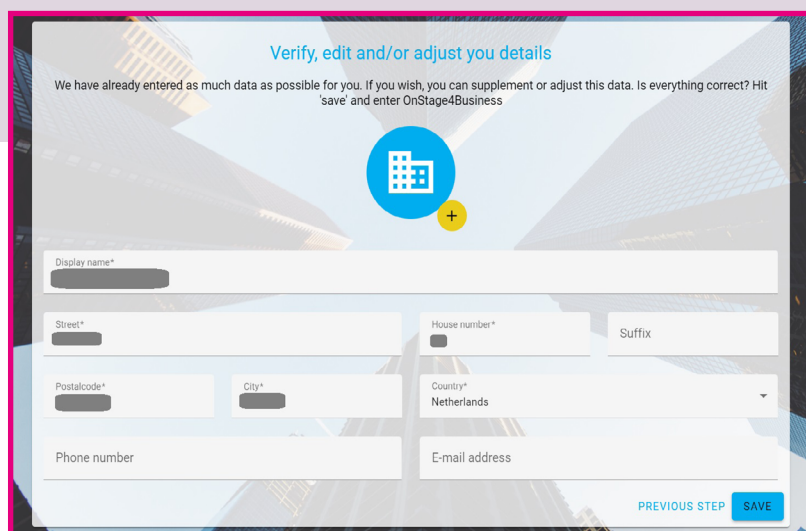
3 Enter your organisation information



4 Select your organisation



5 Verify your data/add information



Results from the Chamber of Commerce register are displayed. If your organisation is not listed, you can add it manually.

Now click Save.

You have completed all the steps!

Now it's time to submit your first assignment. To find out how to do this, refer to the detailed tutorial on www.fontys.nl.

Need help? Get in touch with your contact at Fontys.
For general support, please send an email to info@fontys.nl.